



Waste collection in the municipality of Wageningen

The most important information at a glance



Waste disposal station

Nudepark 77
6702 DZ Wageningen
www.acv-groep.nl

☎ 0318-648 160
ACV app



We are ACV, your waste collector.

The waste we collect is processed and recycled. Recycling is better for the environment.

Low-rise

Do you live in a low-rise home? Then you will use wheelie bins. You have four wheelie bins for proper waste separation. Please note: when you put your wheelie bin out, it may weigh up to 70 kg. Want to know more about wheelie bins? Please visit www.acv-groep.nl.

Waste


High-rise

Do you live in a flat or apartment? Then you will need to take your waste to an (underground) container. Here, you will also find containers for your paper and organic waste. The underground containers for residual waste can only be opened with your waste card. PMD (plastic, metal or drinks cartons), glass and textiles can also be disposed of separately. Do you want to know where these containers are located? Then please have a look at the ACV app. Want to know more about PMD or organic waste? Please visit www.acv-groep.nl/afval.



Separation of waste

Want to know more about waste separation? Have a look at the ACV app or go to www.acv-groep.nl/english.



Waste collection days

Do you want to know when we will empty your wheelie bin? Make it easy on yourself and download the ACV app onto your phone or tablet. Turn on the notifications and you will receive a message when you can take out the bin. You can also find your waste calendar on www.acv-afvalkalender.nl.

Bulky waste

At the beginning of each year you will receive 9 points on your waste card. You can use these points all year round to bring 2 m³ of bulky waste per visit to the waste disposal station (1 point per visit) or have it collected by us (3 points per collection). Are you out of points? Then a visit to the waste disposal station will cost you €10 or collection will cost you €30. Go to www.acv-groep.nl/english for more information.



Waste card

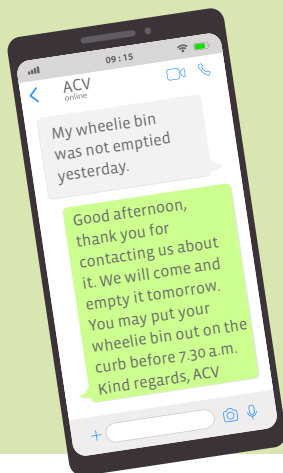
Low-rise

The waste card grants you access to the waste disposal station.

High-rise

You need a waste card to open the underground container for residual waste and to get access to the waste disposal station.

The card has a unique number that belongs to your address. Don't have a waste card? Request one at www.acv-groep.nl/english.



More information?


Please visit www.acv-groep.nl/english or send a WhatsApp to 0318 - 648 160.

Step-by-step guide for your visit to the waste disposal station

Step 1

What can you take to the waste disposal station?

For a complete overview of waste streams, please visit www.acv-groep.nl/afvalbrengstation or scan the QR code.



Step 2

Does it not fit in your car?

Then you can borrow a trailer or a cargo bike free of charge via www.acv-groep.nl/aanhanger-lenen. Please consider the terms of use when borrowing a trailer or cargo bike.



Step 3

Visit the waste disposal station and take your waste card with you! You may dispose a maximum of 2 m³ per visit.



Step 4


You have arrived at the waste disposal station. You need to scan your waste card in order to access the waste disposal station.



Step 5

Select a lane

Follow the arrows to your right for organic waste (prunings/branches) and the ones to your left for the drop-off platform.



Step 6

Are you not sure in which container to dispose your waste?

Please ask an ACV employee.



Step 7

Did you put everything in the correct containers?
Then you can follow the arrows to the exit.

Thank you for your visit and we will see you next time!